


# PROFESSIONAL COLLECTION

2023



STUDIO MONITORS  
& HEADPHONES





For more than four decades, Focal has created speaker drivers and high-end loudspeakers that deliver a unique sound. Our brand values are innovation and performance; excellence and pleasure. We are globally renowned for our exclusive technologies. The result of this technological heritage is class-leading products offering a natural, authentic performance, imbued with clarity and power.

Our collection of monitors and headphones designed especially for recording studios offers you tools of the trade that are reliable, versatile and - quite simply - best-in-class.





**01.**  
ST6

7



**02.**  
SM6

13



**03.**  
SHAPE

19



**05.**  
SUB ONE

31



**04.**  
ALPHA EVO

25



**06.**  
CLEAR MG PROFESSIONAL

37



**07.**  
LISTEN PROFESSIONAL

43

---

# 01. ST6


Only sound, nothing else

Following in the footsteps of SM6, the ST6 line provides a range of professional equipment at the cutting edge of technology. Innovative additions to the speaker drivers have really benefited the rendering, resulting in outstanding reliability and extreme precision. Packed with features like a disengageable stand-by mode, highpass crossover, focus mode, and more, the Trio6, Twin6 et Solo6 monitors can also team up with the low frequencies provided by the Sub12 — the perfect partner for powerful bass.

---








'W'  
cone




Beryllium  
tweeter




Focus  
mode



Red ash  
burl



Inserts for wall  
fastening



High-pass filter &  
low-pass filter





SOLO6

TWIN6

Type	2-way monitor		2.5-way monitor	
Frequency response	<ul style="list-style-type: none"><li>2-way mode: 45Hz - 40kHz (+/- 3dB)</li><li>1-way mode (Focus): 110Hz - 10kHz (+/- 3dB)</li></ul>		<ul style="list-style-type: none"><li>2.5-way mode: 45Hz - 40kHz (+/- 3dB)</li><li>1.5-way mode (Focus): 110Hz - 10kHz (+/- 3dB)</li></ul>	
Maximum SPL	<ul style="list-style-type: none"><li>2-way mode: 110dB SPL (peak @ 1m)</li><li>1-way mode (Focus): 109.5dB SPL (peak @ 1m)</li></ul>		<ul style="list-style-type: none"><li>Mode 2,5 voies : 112dB SPL (peak @ 1m)</li><li>Mode 1,5 voie (Focus) : 111.5dB SPL (peak @ 1m)</li></ul>	
Amplification <ul style="list-style-type: none"><li>Bass</li><li>Midrange</li><li>Treble</li></ul>	80W RMS - 50W RMS		2 x 70W RMS - 50W RMS	
Transducers	<ul style="list-style-type: none"><li>6½" (15cm) midrange with 'W'-cone</li><li>1" (25mm) pure Beryllium inverted dome tweeter</li></ul>		<ul style="list-style-type: none"><li>2 x 6½" (15cm) midrange with 'W'-cone</li><li>1" (25mm) pure Beryllium inverted dome tweeter</li></ul>	
Finish	Side panels burl ash Dark red natural veneering Black body		Side panels burl ash Dark red natural veneering Black body	
Dimensions (HxWxD)	13⅞ x 9¾ x 11⅝" (33.4 x 24.6 x 29.5cm)		10⅞ x 20¼ x 13½" (25.8 x 51.4 x 34.4cm)	
Weight	28.6lbs (13kg)		48.5lbs (22kg)	



TRIO6

SUB12

3-way monitor	Subwoofer	
<ul style="list-style-type: none"><li>3-way mode: 35Hz - 40kHz (+/- 3dB)</li><li>2-way mode (Focus): 100Hz - 15kHz (+/- 3dB)</li><li>1-way mode (Focus): 80Hz - 40kHz (+/- 3dB)</li></ul>	30Hz - 400Hz	
<ul style="list-style-type: none"><li>3-way mode: 115dB SPL (pic @ 1m)</li><li>2-way mode (Focus): 112dB SPL (pic @ 1m)</li><li>1-way mode (Focus): 112dB SPL (pic @ 1m)</li></ul>	124.5dB	
100W RMS 100W RMS 50W RMS	600W RMS - -	
<ul style="list-style-type: none"><li>8"(20cm) 'W'-cone subwoofer</li><li>2 x 5" (13 cm) woofer with 'W'-cone</li><li>1" (25mm) pure Beryllium inverted dome tweeter</li></ul>	13" (33cm) 'W'-cone subwoofer	
Side panels burl ash Dark red natural veneering Black body	Side panels burl ash Dark red natural veneering Black body	
21⅞ x 11½ x 14½" (53.7 x 29.2 x 36.9cm)	23⅝ x 19⅞ x 22⅜" (60 x 48.7 x 56.8cm)	
55.1lbs (25kg)	127.8lbs (58kg)	



---

## 02. SM6


Keep focus and mix on!

The SM6 range is for recording studios searching for loudspeakers that will reveal the whole audio spectrum. These monitors have become a benchmark in their category thanks to their extreme neutrality, precise stereo image and their ability to reproduce the smallest of audio detail. Hybrid amplification delivers all SPLs, to suit all styles of music. With the Trio11 Be monitor, SM6 is designed as much for nearfield as it is for midfield use.


---








'W'  
cone



Beryllium  
tweeter



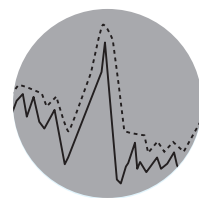
Focus  
mode



Red ash  
burl



Rotating  
tweeter-midrange plate



BASH®  
amplification





TRIO11 BE

SUB6

Type	3-way / 2-way monitor		Subwoofer
Frequency response	<ul style="list-style-type: none"><li>3-way mode: 30Hz - 40kHz (+/- 3dB)</li><li>2-way mode (Focus): 90Hz - 20kHz (+/- 3dB)</li></ul>		30Hz - 250Hz
Maximum SPL	<ul style="list-style-type: none"><li>3-way mode: 118dB (peak @ 1m)</li><li>2-way mode (Focus): 105dB (peak @ 1m)</li></ul>		116dB SPL (peak @ 1m)
Amplification <ul style="list-style-type: none"><li>Bass</li><li>Midrange</li><li>Treble</li></ul>	300W RMS, class G 150W RMS, class G 100W RMS, class AB		350W RMS
Transducers	<ul style="list-style-type: none"><li>10" (25cm) 'W'-cone subwoofer</li><li>5" (13cm) midrange with 'W'-cone</li><li>1" (25mm) pure Beryllium inverted dome tweeter</li></ul>		11" (27cm) 'W'-cone subwoofer
Finish	Side panels burl ash Dark red natural veneering Black body		Side panels burl ash Dark red natural veneering Black body
Dimensions (HxWxD)	25 x 13 <sup>5</sup> / <sub>8</sub> x 17 <sup>3</sup> / <sub>4</sub> " (63.5 x 34.5 x 45cm)		15 x 13 <sup>1</sup> / <sub>2</sub> x 17 <sup>3</sup> / <sub>8</sub> " (38 x 34.4 x 44cm)
Weight	81.5lbs (37kg)		51lbs (23kg)





---

## 03. SHAPE


**Beyond the curve!**

The four loudspeakers in the Shape range feature five innovations aimed at providing even more transparency. Designed for nearfield listening needs, they combine clever design with settings that respond to the acoustic features of small spaces. Shape is characterised by the precision of sound reproduction, as much in its tonal balance as its stereo image.


---







Flax  
cone



Al/Mg  
tweeter



TMD®/NIC  
technologies



Genuine  
Walnut finish



Double passive  
radiator



Adjustable  
fit





SHAPE 40

SHAPE 50

Type	2-way monitor	2-way monitor
Frequency response	60Hz - 35kHz	50Hz - 35kHz
Maximum SPL	102dB SPL (peak @ 1m)	106dB SPL (peak @ 1m)
Amplification <ul style="list-style-type: none"><li>Bass</li><li>Midrange</li><li>Treble</li></ul>	25W RMS, class AB - 25W RMS, class AB	60W RMS, class AB - 25W RMS, class AB
Transducers	<ul style="list-style-type: none"><li>4" (10cm) Flax cone woofer</li><li>1" (25mm) Aluminium/Magnesium inverted dome tweeter</li></ul>	<ul style="list-style-type: none"><li>5" (13cm) Flax cone woofer</li><li>1" (25mm) Aluminium/Magnesium inverted dome tweeter</li></ul>
Finish	Vinyl, genuine walnut and black paint	Vinyl, genuine walnut and black paint
Dimensions (HxWxD)	10⅞ x 6⅜ x 7⅞" (25.7 x 16.1 x 20cm)	10⅞ x 6⅜ x 7⅞" (31.2 x 19.1 x 24.2cm)
Weight	11lbs (5kg)	14lbs (6.5kg)



SHAPE 65

SHAPE TWIN

2-way monitor	2.5-way monitor
40Hz - 35kHz	40Hz - 35kHz
109dB SPL (peak @ 1m)	110,5dB SPL (peak @ 1m)
80W RMS, class AB - 25W RMS, class AB	80W RMS, class AB 80W RMS, class AB 50W RMS, class AB
<ul style="list-style-type: none"><li>6½" (16,5cm) Flax cone woofer</li><li>1" (25mm) Aluminium/Magnesium inverted dome tweeter</li></ul>	<ul style="list-style-type: none"><li>2 x 5" (13cm) Flax cone woofer</li><li>1" (25mm) Aluminium/Magnesium inverted dome tweeter</li></ul>
Vinyl, genuine walnut and black paint	Vinyl, genuine walnut and black paint
14 x 8⅝ x 11¼" (35.5 x 21.8 x 28.5cm)	18⅞ x 8¼ x 11" (47.8 x 21.1 x 27.9cm)
19lbs (8,5kg)	24lbs (11kg)



---

# 04. ALPHA EVO


Reveal everything

Dedicated to music reproduction, Alpha Evo studio monitors are characterised by exceptional dynamics, multiple features and their robust, compact design. Made for professional mixing in very heterogeneous environments and incorporating new technologies, Alpha Evo guarantees excellent sonic coherence wherever you are listening and makes Focal professional sound accessible to everyone.

---








Slatefiber  
cone



Aluminium  
tweeter



Laminar  
vent



Grilles  
included



Inserts for wall  
fastening



Auto stand-by  
switch





ALPHA 50 EVO		ALPHA 65 EVO	
Type	2-way monitor	2-way monitor	
Frequency response	45Hz - 22kHz	40Hz - 22kHz	
Maximum SPL	101dB SPL (peak @ 1m)	104dB SPL (peak @ 1m)	
Amplification			
• Bass	35W RMS, class D	55W RMS, class D	
• Midrange	-	-	
• Treble	25W RMS, class D	30W RMS, class D	
Transducers	<ul style="list-style-type: none"><li>5" (13cm) made in France Slatefiber cone woofer</li><li>1" (25mm) Aluminium inverted dome tweeter</li></ul>	<ul style="list-style-type: none"><li>6½" (16.5cm) made in France Slatefiber cone woofer</li><li>1" (25mm) Aluminium inverted dome tweeter</li></ul>	
Finish	Vinyl and black paint	Vinyl and black paint	
Dimensions (HxWxD)	12¾ x 9 x 9¾" (31 x 22.8 x 23.9cm)	13⅜ x 10⅝ x 11⅜" (33.9 x 26.1 x 28.9 cm)	
Weight	13lbs (6kg)	16.7lbs (7.6kg)	



ALPHA 80 EVO		ALPHA TWIN EVO	
2-way monitor		2.5-way monitor	
38Hz - 22 kHz		38Hz - 22kHz	
106dB SPL (pic @ 1m)		108dB SPL (pic @ 1m)	
80W RMS, class D		50W RMS, class D	
-		50W RMS, class D	
35W RMS, class D		30W RMS, class D	
<ul style="list-style-type: none"><li>8" (20cm) made in France Slatefiber cone woofer</li><li>1" (25mm) Aluminium inverted dome tweeter</li></ul>		<ul style="list-style-type: none"><li>2 x 6½" (16.5cm) made in France Slatefiber cone woofer</li><li>1" (25mm) Aluminium inverted dome tweeter</li></ul>	
Vinyl and black paint		Vinyl and black paint	
15⅜ x 11⅝ x 13" (39 x 29.6 x 33cm)		10¼ x 19¾ x 11⅜" (26 x 50 x 29cm)	
21.6lbs (9.8kg)		26.9lbs (12.2kg)	




---

# 05. SUB ONE


Shake your mix

To get an active bass enclosure that was efficient in the infrasound, Focal engineers developed Sub One. Thanks to 200W RMS of power, exclusive Slatefiber technology and very low distortion, this long excursion, high efficiency subwoofer is the ideal complement to Alpha Evo and Shape lines. Its modern, slimline design and the position of the vents on the front panel make it an easy and discreet fit in any studio.

---







Slatefiber  
cone



200W  
RMS



Large front  
vent



2-channels  
bass management



Auto stand-by  
switch



Included  
grilles





# SUB ONE

Subwoofer

Frequency response	32Hz - 120Hz
Maximum SPL	114dB (pic@1m)
Amplification	2 x 100W RMS, class D
Subwoofer	2 x 8" (20cm) made in France long-excursion Slatefiber cone woofer
User control	<ul style="list-style-type: none"><li>• 2-channels bass management</li><li>• Subwoofer level adjustment (sensitivity)</li><li>• Low-pass crossover cut-off frequency adjustment</li><li>• Phase adjustment</li><li>• Polarity inverter</li><li>• Mute</li><li>• External mute (controlled by a pedal)</li></ul>
Dimensions (HxWxD)	19¾ x 19¾ x 11¾" (47.5 x 52 x 31cm)
Weight	40.8lbs (18.5kg)





---

# 06.

## CLEAR MG PROFESSIONAL


**Expect the best**

Clear Mg Professional are an essential tool for the most discerning sound engineers and producers. With their completely open design, it's easy to forget you're wearing these headphones, as spatialisation and total immersion take over. Able to reveal the tiniest details of the audio spectrum, they have excellent dynamics, allowing total confidence in the continuity of work between the monitors and the headphones.


---



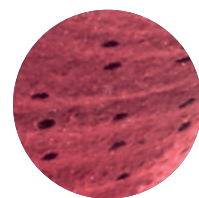




Magnesium dome




Aluminium finish



Ultimate comfort



Spare cushions



Woven carrying case



Very open design







# CLEAR MG PROFESSIONAL

Over-ear open-back headphones

Impedance	55Ω
Sensitivity	104dB SPL / 1 mW @ 1kHz
THD	0.25 % @ 1kHz / 100dB SPL
Frequency response	5Hz - 28kHz
Speaker driver	1.6" (40mm) 'M'-shaped Magnesium dome
Weight	0.99lbs (450g)
Cables and connectors	<ul style="list-style-type: none"><li>• 1 x 16.4ft (5m) cable with 1/4" (6.35mm) unbalanced Jack connector</li><li>• 1 x 3.9ft (1.2m) cable with 1/8" (3.5mm) unbalanced Jack connector</li><li>• 1 x Jack adapter 1/8" (3.5mm) female - 1/4" (6.35mm) male</li></ul>
Accessories	2 x spare cushions
Carrying case	9.8 x 9.4 x 4.7" (25 x 24 x 12cm)



HANDCRAFTED  
IN FRANCE



---

# 07. LISTEN PROFESSIONAL

**Listen to your music, not your headphones!**

Listen Professional are closed-back monitoring headphones, designed especially for noisy environments. They provide outstanding insulation which, combined with tonal balance, makes equalising tracks and records much easier. Its unique transducer combining a Mylar/Titanium alloy on the dome offers incomparable low frequency articulation for professional closed-back headphones.


---









Mylar/Titanium dome



Hard-wearing black finish




Excellent insulation



Accessories:  
2 cables



Carrying case



Tough design







# LISTEN PROFESSIONAL

Over-ear closed-back headphones

Impedance	32Ω
Sensitivity	122dB SPL @ 1kHz / 1 Vrms
THD	0,3 % @ 1kHz / 100dB SPL
Frequency response	5Hz - 22kHz
Weight	0.62lb (280g)
Cables and connectors	<ul style="list-style-type: none"><li>• 1 x 16.4ft (5m) coiled cable</li><li>• 1 x 4.59ft (1.4m) straight cable</li><li>• 1 x 1/8" (3.5mm) 4 conductors Jack adapter</li></ul>
Carrying case	9⅜ x 8⅜ x 4⅜" (24 x 21 x 11cm)





ST6

'Twin6 is a very high-performance monitor that delivers everything it promises'

MUSICRADAR

'Sublime monitors that will be an asset to a small studio'

SOUND ON SOUND

'Quality is supreme'

MUSICTECH



SM6



'The Trio11 Be is yet another innovative masterpiece from Focal'

SOUND ON SOUND

'It gets an A+ for fit, finish, sound, and build quality, as well as for flexibility, trustworthiness, and honesty'

TAPE OP

'Among the best sounding (and swankiest looking) nearfield speakers'

MUSIC PLAYERS



SHAPE



'The Shape 65s might even be the best-sounding and effective monitor speakers in this price range'

MUSICRADAR

'These are pretty incredible monitors'

MUSICTECH



ALPHA EVO

'It not only sounds great, but offers a substantial uplift'

MUSICRADAR



'This all-analogue speaker consistently punches well above its price'

SOUNDONSOUND



CLEAR MG PROFESSIONAL

'Better looking and more well built than most'

AUDIO46

'Focal is known for having some of the best looking headphones around, and the Clear Mg Professional is definitely in line with their more luxurious models'

MAJOR HIFI

'Focal headphones just look and feel so well-made. It's an attractive, well-made, and comfortable headphone worthy of the most discerning producers and sound engineers'

MOONAUDIO



LISTEN PROFESSIONAL

'A new favorite in the all-rounder category'

MUSICRADAR

'A truly great product!'

SONO MAGAZINE

'Focal's Listen Professional offer both accuracy and vibe plus great levels of comfort'

MUSICTECH



---

# COLLECTIONS

Combining performance and design, Focal's collections are a revelation, awakening the emotions through a supreme listening experience. And it doesn't matter where you are. At home with traditional and in-wall / in-ceiling loudspeakers, Home Cinema systems and open-back headphones; on the go with closed-back headphones and in-car kits; in the studio with professional monitors; and even at sea with specialist yacht solutions.

---



Home Collection



Motorities Collection



Professional Collection



---

# FOCAL *Powered by* naim


Enjoy an incredible sound experience

Find our products in 10,000 retail partner stores across the world, but also in our Focal Powered by Naim shops. These stores, dedicated to our brands, invite you to dive into our world, our savoir-faire and immerse yourself in the Focal & Naim sound.



[www.focal.com/concept/fpbn-en/](http://www.focal.com/concept/fpbn-en/)

---





For more information, scan the QR code  
or find us at:

**[www.focal.com](http://www.focal.com)**



## Focal JMLab

BP 374 - 108, rue de l'Avenir - 42353 La Talaudière cedex - France - +33 (0) 477 435 700

Focal® is a registered trademark of Focal JMLab.

For further improvement or to reflect legal or regulatory developments, Focal JMLab reserves the right to modify the technical specifications of their products without notice. If need be, the images shown are for illustrative purposes only and may vary from the product sold.  
Pictures L'Atelier Sylvain Madelon / Photo Trio11 Be (p.13) Mike Simon, SIFI Studios, Bellevue WA / Envato Elements - SCAA/30/06/2023 - v4 - Printing: DEUX-  
PONTs Manufacture d'Histoires - France

